



inliten
aluminium bi-fold doors



Versatile, secure and stylish, bi-fold doors are ideal for both residential and commercial properties.

Featuring both a folding and sliding opening facility, bi-fold doors offer extra space and unrestricted access to and from the property.

Designed for a range of applications, bi-fold doors are ideal for home extensions, conversions, room dividers and entrance doors.

About Bi-Fold Doors

Bi-fold doors are designed to enhance your living space, add extra character to your home, and provide excellent strength, durability and security.

With multi door-pane options, there is a door style to suit all size and space requirements; in fact whole walls can be replaced with a bi-folding door, essentially allowing the outdoors to be brought indoors.

Bi-fold doors are a lightweight and versatile system, ensuring the doors can be operated with minimal effort. The slim aluminium profile, combined with large glazing areas, allows for maximum light exposure and offers extended views of the garden or surrounding area.

A range of bespoke colour finishes and furniture options are available to further enhance the performance and aesthetic appeal of your bi-fold door.



Opening Facility

Bi-fold doors feature one or two master panes, and can open independently of the folding facility; serving as a standard entrance or 'traffic' door.

Fold & Slide Facility

The panes can then be folded back on themselves and moved across the roller track to create a full and open access.

All door panes are fitted to a durable double-track roller system for enhanced strength, and to ensure a smooth and consistent operation.

Bi-Fold Doors

key features



Styles & Finishes

Bi-fold doors are manufactured to bespoke size and style requirements, and are available with multiple pane options ranging from 2 to 7 (*8 or more panes may be available upon request*). Door panes can be arranged in a variety of configurations, including: stacked to the left, stacked to the right, or split stacked on both sides.

Designed for convenience, bi-fold doors may be manufactured as open in or open out, and are available with single or double master-door options.

Bi-fold doors feature a soft line finish, offering a classic aluminium appearance. Designed to complement all house types, bi-fold doors can be further personalised with a RAL colour-coated finish of your choice.

Security & Durability

Bi-fold doors are manufactured from high-performance 70mm aluminium profile systems, and offer enhanced strength, durability and mechanical performance.

Multi-point locking systems and advanced gearings (*tested to PAS 24 requirements*) are fitted as standard to all folding panes of the bi-fold door, ensuring only the highest levels of safety and security for your home. Select a toughened or laminate option for your glazed units as an additional safety feature.

Bespoke door furniture options are available including a flush 'pop out' handle designed for multi-pane stacking and added visual appeal. Door panes are fitted to an advanced double-track roller system for enhanced safety and stability.

Manufactured from tough and durable materials, bi-fold doors will retain their colour, shape and performance throughout the years.

Energy Performance

All products in our Inliten Windows and Doors range are designed to meet the sustainability demands of the current climate by reducing waste energy emissions. Aluminium products feature multi-chambers and thermal breaks within the profile helping to reduce energy and heat loss.

Bi-fold doors may be fitted with 28mm to 40mm double or triple glazed units and feature high-performance Soft Coat glass as standard; helping to reflect internal heat back into the home whilst absorbing solar energy from the outside.

Bi-fold doors offer triple glazed U-values as low as 1.6 w/m²K; ensuring savings on home heating bills and reduced carbon emissions.



Bi-Fold Doors


finishes & configurations

Bi-Fold Doors by Inliten



Colour Options


Bi-fold doors can be coloured on one or both sides, and feature a matt or gloss finish depending on your chosen colour (other RAL colours available upon request):




White
(9910 high gloss)



Black
(9011 semi gloss)




Grey
(7016 matt)



Silver Grey
(7035 semi gloss)



Brown
(BS08-B29 semi gloss)



Cream
(1013 semi gloss)

Hardware & Furniture Options

A range of high-performance hardware and furniture options are available, designed to complement the bi-folding door and ensure a hassle-free operation.

Door furniture is available in black, white or silver; with black hinges as standard.

In addition to the classic lever/lever handle, a 'pop out' handle is also available. Designed for convenience and aesthetic appeal, the pop-out handle sits flush against the frame surface and can be engaged when required to further facilitate multi-pane stacking.

Door panes feature 4 stainless-steel wheels as standard and are fitted to a double-track roller system; ensuring the door operates smoothly and consistently upon every use.



Size/Style & Threshold Options

Bi-fold doors can be manufactured to specific size and style requirements. Leaf sizes can range from a minimum width of 500mm to a maximum width of 1200mm. Select left, right or split stacked panes with the option of one or two traffic doors.

A range of threshold options are also available, including low thresholds designed for disabled access and suitable for interior use.



Standard



Low 34mm



Low 34mm (Ramped)



Room Divider

Opening Configurations

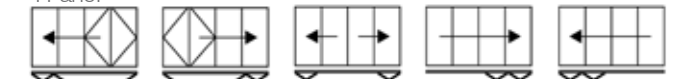
2 Pane:



3 Pane:



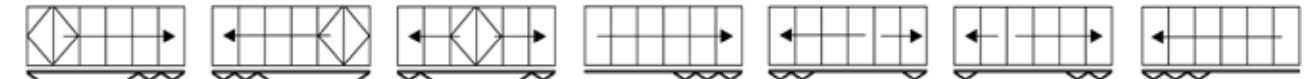
4 Pane:



5 Pane:



6 Pane:



7 Pane:



*8 or more panes may be available upon request



Established in 1983, Camden manufacture a range of quality, secure and energy efficient PVCu windows and doors. With production facilities of 500,000 sq feet located across 40 acres, combined with advanced manufacturing facilities, Camden are the leading supplier of PVCu products across the UK and Ireland.

With quality and innovation at the core of our business, we have developed our own product range called **Inliten Windows & Doors**. Inliten products are designed to meet the sustainability demands of the current climate without compromising on performance or aesthetic appeal.

Camden are pleased to offer customers a 10 year performance guarantee on our Bi-Fold Door range.



Production facilities of 500,000 sq ft located across 40 acres in Co.Antrim and Co.Tyrone. Left: Steeple, Top Right: Greystone Rd, Bottom Right: Benburb

Units 4-7 Steeple Road Industrial Estate, Antrim, Northern Ireland, BT41 1AB
Tel: 028 9446 2419 Fax: 028 9442 8138 ROI Tel: 048 9446 2419 ROI Fax: 048 9446 4002
Web: www.inlitenwindows.com Email: info@inlitenwindows.com

Copyright © Camden 2015. Subject to Camden Terms & Conditions. Images are for illustration purposes only and may differ from product supplied. All content is correct at time of print and may be subject to change at the discretion of Camden. KH-Jan2015-v2



129112005

